



Test assignment

Create an ASP NET Core 7.0 application that shows a "List" of objects and opens "Details" for each object.

Companies + 			
Company Name	City	State	Phone
Super Mart of the West	Bentonville	Arkansas	(800) 555-2797
Electronics Depot	Atlanta	Georgia	(800) 595-3232
K&S Music	Minneapolis	Minnesota	(612) 304-6073
Tom's Club	Issaquah	Washington	(800) 955-2292
E-Mart	Hoffman Estates	Illinois	(847) 286-2500
Walters	Deerfield	Illinois	(847) 940-2500
StereoShack	Fort Worth	Texas	(817) 820-0741
Circuit Town	Oak Brook	Illinois	(800) 955-2929
Premier Buy	Richfield	Minnesota	(612) 291-1000
ElectrixMax	Naperville	Illinois	(630) 438-7800
Video Emporium	Dallas	Texas	(214) 854-3000
Screen Shop	Mooresville	North Carolina	(800) 445-6937

Company details

Super Mart of the West

Info 


ID:

Name:



Address:

City:



State:

History 

Order Date	Store City
11/12/2013	Las Vegas
11/14/2013	Las Vegas
11/18/2013	San Jose
11/22/2013	Denver
11/30/2013	Seattle
12/1/2013	San Jose

Notes +  

Invoice Number	Employee
35703	Harv Mudd
35711	Jim Packard
35714	Harv Mudd
35983	Todd Hoffman
36987	Clark Morgan
38466	Harv Mudd


Employees +  

First Name	Last Name
John	Heart
Olivia	Peyton
Robert	Reagan
Cynthia	Stanwick

First Name:

Last Name:

Title:

Birth Date: 

Position:

Additional requirements:

- The text in the "Company Name" column should be a link that opens "Details" for its object
- Use EntityFramework, store data in memory (add a code that creates initial data at application startup)
- Set a fixed width for groups in "Details"
- Use CSS Flex to align groups in "Details", there should be 1 column of groups if browser window is narrow
- Use CSS Grid to align items in groups in "Details"
- Avoid duplication of CSS and HTML markup code that generates "Details" in C#/markup code (each group should have the same layout for the 'caption', 'toolbar' and 'content' items)
- Implement behavior for 'Refresh' button: reload data from the server and recreate DOM in browser
- Adjust the "Employees" group to be nearly twice wider than other groups, keep vertical groups alignment
- Don't render grids on the server side. Instead, render an empty grid and perform a new 'fetch' request when a page is loaded and build grid rows in javascript code, in browser. Implement necessary server side API to load data for grids.